

Riding the Value-Based Home Health Operational Model to Successful Programming


MICHIGAN HOME CARE AND HOSPICE ASSOCIATION



1

Home Health Strategic Management

- Arnie Cisneros PT – President, SURCH Developer
- Kimberly McCormick RN BSN – Exec Clinical Director
- Utilization Review Model for Home Health
- Clinical Solutions for PDGM, Impact Act reforms
- 4+/5 Star Providers with single-digit readmits
- Fiscal Margins improves 25-35% from V2V mgmnt



2

Defining Successful Programming in the Home Health Value era



3

Successful HH Programming in the Value Era

- Operations must be standardized for Value era
- Real-time metrics tracked & reviewed for concerns
- Includes VBP tracking for bonus-level performance
- Issues addressed in real-time and tracked for success
- Weekly mgmnt meetings to address VBP/outcomes
- Make it an agency-wide initiative – Everyone involved



4

Successful HH Programming in the Value Era

- Complete referrals for timely admission – 24 hours
- Focus on referral quality - episodic vs. managed care
- Ongoing communication w Intake-Scheduling for SOC
- Scheduling strategizing for potential referral volume
- Constant attempt to onboard as rapidly as possible
- Track in ongoing manner for required culture change



5

Successful HH Programming in the Value Era

- Managing SOC – assure timely SOC performed – 24 hr
- Welcome home calls - timely SOC w patient approval
- SOC OASIS – what’s the strategy for accuracy? ADLs?
- SOC - produce SOC MD order projections (Freq/Dur)
- Optimize schedules – rapid POC addn disc 24-48 hrs
- Subsequent disciplines to follow SOC POC orders



6

Successful HH Programming in the Value Era

- In-Episode clin management required w Value model
- Per Visit care content is essential for V2V shift
- Clinical Mgrs. review Evals/RVs for required content
- IEM – In-Episode Management for content/document
- Manage SOC POC order projection – eliminate MVs
- Treatment on Eval visit, CGVR, Comp, Home Programs



7

Successful HH Programming in the Value Era

- Transparent care delivery for HHCAP success
- How system works, their goals, how to achieve
- Assure compliance is achieved for desired outcomes
- Adapt HH program to patients’ response to care
- No changes or DCs (or MVs) without agency approval
- Assures management and integration of the above



8

Thoughts on Successful Programming in the Home Health Value era



9

Thoughts on Successful Value Era HH Programming

- Legacy HH employees may struggle w Value changes
- Value-era changes - invert HH model for clinical staff
- Move closer to stragglers for Value change success
- Focus on improved outcomes to spur further change
- Not all HH staff will succeed – respond appropriately
- Make sure your agency is alive & well in 2028



10

VBP Success for Home Health Providers



11


VBP Success for Home Health Providers

- Educate Admin, Management, Supervisory staff VBP
- Contrast your baselines vs. VBP benchmarks
- Create real-time strategy to address VBP-related data
- Develop educational session for frontline clinical staff
- Employ kickoff date - Post VBP outcomes to improve
- Connect with VBP for the care path of the future



12


Clinical & Fiscal Outcomes from Rewiring for Value-era and VBP Success



13

Outcomes from Rewiring for the Value Era


- Hospital-based HH Provider - serves 7-county area
- Pre-rewire status – 2 Star, 3 HCAPS – 400 admit/mon
- 19% readmits – 9 SN vis – LUPA/NOS-40/25 per mon
- 1 - 30 - day PDGM Payment = \$1310
- 31 - 60 - day PDGM Payment = \$2488
- Losing > 2 Mil/year - MVs, Productivity, Compliance



14

Outcomes from Rewiring for the Value Era

- 4+ Star ----- 4 HHACPS
- 6.1% readmissions ----- 4.7 SN visits/epi
- LUPA/NOS – 10/10 per month
- 1 - 30 - day PDGM Payment = \$2364 (+\$1054)
- 31 - 60 - day PDGM Payment = \$4355 (+1867)
- Losing < 250K/year – 24 hr SOC, MVs decr 70%, Prod



15


Rewiring HH Care Production & Delivery Management through OASIS-E for VBP Success



16

Rewiring Care through OASIS-E for VBP Success


- Begin with OASIS-E items related to VBP Scoring & Outcomes
- VBP Scoring of OASIS data:
 - > Improvement in Dyspnea
 - > Discharge to community
 - > Improvement in management of oral medications
 - > Total Normalized Composite Score (TNC) in Self Care
 - > Total Normalized Composite Score (TNC) in Mobility
- Claims based measures
 - > 60-day rehospitalizations
 - > 60-day ED use without hospitalization



17

Rewiring Care through OASIS-E for VBP Success


- > Recognize OASIS-E item Benchmarks for 90% VBP Average
- VBP Scoring of OASIS data:
 - > Improvement in Dyspnea – 96.65%
 - > Discharge to community – 83.43%
 - > Improvement in mgmnt of oral medications – 93.36%
 - > Total Normalized Composite Score (TNC) Self Care – 2.349
 - > Total Normalized Composite Score (TNC) in Mobility – 0.86
- Claims based measures
 - > 60-day rehospitalizations – 8.98%
 - > 60-day ED use without hospitalization – 6.10%



18

Rewiring Care through OASIS-E for VBP Success

- 2 TNC measures included in VBP: TNC mobility & TNC self-care
- OASIS-E HHCAHPS items related to VBP Scoring and Outcomes
- HHCAHPS results comprise 30% of total of final VBP score
- VBP Scoring of HHCAHPS:
 - Care of Patients
 - Communication
 - Specific Care Issues
 - % who would rate 9/10
 - % who would recommend



19

Rewiring Care through OASIS-E for VBP Success


- The TNC mobility measurement - composite of OASIS answers:
 - M1400 - Improvement in Dyspnea
 - M1840 - Toilet transferring
 - M1850 - Bed transferring
 - M1860 - Ambulation/locomotion
- The TNC Self-care measurement - composite of OASIS answers:
 - M1800 - Grooming
 - M1810 - Upper body dressing
 - M1820 - Lower body dressing
 - M1830 - Toileting hygiene
 - M1845 - Eating



20


Rewiring Care Management OASIS-E for VBP Success

- OASIS-E HHCAHPS items related to VBP Scoring & Outcomes
- HHCAHPS results comprise 30% of total of final VBP score
- VBP Scoring of HHCAHPS:
 - Care of Patients – 94.37%
 - Communication – 92.83%
 - Specific Care Issues – 92.22%
 - % who would rate 9/10 – 93.95%
 - % who would recommend – 90.89%



21


Breakout Percentages of Total Performance Score (TPS)



22


Breakout Percentages of TPS for VBP Success

- OASIS = 35%
- Claims based measures = 35%
- HHCAHPS = 30%



23


Areas of Focus for Rewiring Care for VBP Success



24

Areas of Focus for Rewiring Care for VBP Success

- OASIS-E related HHCAHPS items related to VBP Scoring & Outcomes
 - Total Performance Score
 - PIPR reports
 - What is the Provider's current score?
 - Individualized look at performance
 - 1 year of collected data
 - Opportunities for Improvement
 - Establish a plan today
 - How do you improve?
 - Payment year in 2025
 - Will you receive a 5% additional cut or 5% Bonus?
 - Are you ready?



25

Home Health Strategic Management



1- 877- 449 - HHSM

www.homehealthstrategicmanagement.com



26